

Monthly Financial Report

For Month ending November 30,2021

| Fund | <u>Balance</u> <u>11/01/2021</u> | <u>Overdrafts</u> <u>11/01/2021</u> | <u>Receipts for</u> <u>November</u> | <u>Disbursements</u> <u>November</u> | <u>Balance</u> <u>11/30/2021</u> | <u>Overdrafts</u> <u>11/30/2021</u> | <u>Warrants</u> <u>Outstanding</u> |
|--------------------------------------|-------------------------------------|--|--|---|-------------------------------------|--|---------------------------------------|
| 10100General Operating | 15,877,224.76 | 0.00 | 2,791,211.78 | 3,478,590.16 | 15,189,846.38 | 0.00 | 202,968.86 |
| 10110General Operating Reserve | 2,079,852.00 | 0.00 | 0.00 | 0.00 | 2,079,852.00 | 0.00 | 0.00 |
| 10120Medicaid Sales Tx Transition f | 0.00 | 0.00 | 0.00 | 0.00 | 0.00 | 0.00 | 0.00 |
| 10130Covid19 Virus | 0.00 | 0.00 | 0.00 | 0.00 | 0.00 | 0.00 | 0.00 |
| 10200Unclaimed Monies | 336,576.93 | 0.00 | 9.38 | 0.00 | 336,586.31 | 0.00 | 0.00 |
| 10310Ditch Operations/Maintenance | 503,544.52 | 0.00 | 0.00 | 16,189.37 | 487,355.15 | 0.00 | 678.10 |
| 10311Brenner Jt Co Ditch-Sand.Cty | 18.41 | 0.00 | 0.00 | 0.00 | 18.41 | 0.00 | 0.00 |
| 10312Karbler Jt ditch- Sandusky Co | 16.01 | 0.00 | 0.00 | 0.00 | 16.01 | 0.00 | 0.00 |
| 10313Wahl Jt. ditch-Sandusky County | 0.00 | 0.00 | 0.00 | 0.00 | 0.00 | 0.00 | 0.00 |
| 10410Sheriff Policing & SRO | 114,625.01 | 0.00 | 30,280.72 | 69,931.46 | 74,974.27 | 0.00 | 0.00 |
| 10411 Sheriff Revolve-BGSU | 0.00 | 0.00 | 0.00 | 0.00 | 0.00 | 0.00 | 0.00 |
| 10412North Point Educational School | 0.00 | 0.00 | 0.00 | 0.00 | 0.00 | 0.00 | 0.00 |
| 10413Sheriffs Dispatching | 0.00 | -73,660.42 | 37,126.59 | 73,124.51 | 0.00 | -109,658.34 | 0.00 |
| 10414EHOVE Policing Rotary Fund | 0.00 | 0.00 | 0.00 | 0.00 | 0.00 | 0.00 | 0.00 |
| 10415Special Duty Policing Rotary | 0.00 | 0.00 | 0.00 | 0.00 | 0.00 | 0.00 | 0.00 |
| 10416Huron Dispatch Rotary Fund | 0.00 | 0.00 | 0.00 | 0.00 | 0.00 | 0.00 | 0.00 |
| 10417PERKINS TOWNSHIP DISPATCHING | 0.00 | 0.00 | 0.00 | 0.00 | 0.00 | 0.00 | 0.00 |
| 10418Townsend Comm. Resource Officr | 0.00 | 0.00 | 0.00 | 0.00 | 0.00 | 0.00 | 0.00 |
| 10419Security Details | 0.00 | -4,106.99 | 6,090.98 | 4,911.23 | 0.00 | -2,927.24 | 0.00 |
| 10510Recorder Equipment | 186,227.72 | 0.00 | 8,600.00 | 2,982.77 | 191,844.95 | 0.00 | 0.00 |
| 20110DD - Operating | 7,064,910.19 | 0.00 | 243,229.68 | 537,860.50 | 6,770,279.37 | 0.00 | 82,795.64 |
| 20120Federal Stimulus Money | 0.00 | 0.00 | 0.00 | 0.00 | 0.00 | 0.00 | 0.00 |
| 20121Help Me Grow - DD | 569,472.91 | 0.00 | 55,519.13 | 25,302.18 | 599,689.86 | 0.00 | 3,262.35 |
| 20122Ohio Early Start | 0.00 | 0.00 | 0.00 | 0.00 | 0.00 | 0.00 | 0.00 |
| 20123Grant | 0.00 | 0.00 | 0.00 | 0.00 | 0.00 | 0.00 | 0.00 |
| 20124Grant | 0.00 | 0.00 | 0.00 | 0.00 | 0.00 | 0.00 | 0.00 |
| 20125Grant | 0.00 | 0.00 | 0.00 | 0.00 | 0.00 | 0.00 | 0.00 |
| 20131Cap Contingency Reserve | 320,981.86 | 0.00 | 0.00 | 0.00 | 320,981.86 | 0.00 | 0.00 |
| 20140Residential/Waiver Serv | 461,101.44 | 0.00 | 132.80 | 324,569.50 | 136,664.74 | 0.00 | 0.00 |
| 20150DD Donations | 115,285.54 | 0.00 | 0.00 | 0.00 | 115,285.54 | 0.00 | 0.00 |
| 20160DD RESERVE FUND | 500,000.00 | 0.00 | 0.00 | 0.00 | 500,000.00 | 0.00 | 0.00 |
| 20201ADAMHS ERIE- GENERAL FUND | 1,817,644.43 | 0.00 | 608,879.95 | 108,093.21 | 2,318,431.17 | 0.00 | 87,671.24 |
| 20202ADAMHS TITLE XX | 0.00 | 0.00 | 10,046.00 | 0.00 | 10,046.00 | 0.00 | 0.00 |
| 20203MH BG | 0.00 | 0.00 | 11,293.57 | 0.00 | 11,293.57 | 0.00 | 0.00 |
| 20204SAPT | 0.00 | 0.00 | 79,382.87 | 35,241.23 | 44,141.64 | 0.00 | 35,241.23 |
| 20205OOD | 0.00 | 0.00 | 125,185.35 | 117,665.13 | 7,520.22 | 0.00 | 117,665.13 |
| 20206NW Regional District | 0.00 | 0.00 | 95,465.30 | 1,979.30 | 93,486.00 | 0.00 | 1,979.30 |
| 20207Whole Child Matters | 0.00 | 0.00 | 0.00 | 0.00 | 0.00 | 0.00 | 0.00 |
| 20208SOR | 0.00 | 0.00 | 0.00 | 0.00 | 0.00 | 0.00 | 0.00 |
| 20410Public Assistance | 1,101,863.48 | 0.00 | 242,707.62 | 406,493.21 | 938,077.89 | 0.00 | 18,012.84 |
| 20411 Workforce Innov&OpportunityAct | 108,680.01 | 0.00 | 73,898.81 | 5,910.96 | 176,667.86 | 0.00 | 2,443.49 |
| 20510Childrens Services | 3,343,449.26 | 0.00 | 122,077.98 | 140,558.14 | 3,324,969.10 | 0.00 | 6,557.64 |
| 20710Child Supp Enforcement Agency | 1,121,508.47 | 0.00 | 269,186.63 | 125,694.59 | 1,265,000.51 | 0.00 | 13,339.99 |
| 21010Certificate of Title Admin | 374,253.82 | 0.00 | 37,144.46 | 24,040.92 | 387,357.36 | 0.00 | 594.86 |
| 21210Dog & Kennel Operating | 135,925.90 | 0.00 | 2,513.02 | 16,811.50 | 121,627.42 | 0.00 | 581.51 |

Monthly Financial Report

For Month ending November 30,2021

| <u>Fund</u> | <u>Balance 11/01/2021</u> | <u>Overdrafts 11/01/2021</u> | <u>Receipts for November</u> | <u>Disbursements November</u> | <u>Balance 11/30/2021</u> | <u>Overdrafts 11/30/2021</u> | <u>Warrants Outstanding</u> |
|------------------------------------|-------------------------------|----------------------------------|----------------------------------|-----------------------------------|-------------------------------|----------------------------------|---------------------------------|
| 21220Dog & Kennel Donations | 215,405.82 | 0.00 | 260.00 | 1,186.80 | 214,479.02 | 0.00 | 0.00 |
| 21310Real Estate Assessment | 1,986,367.15 | 0.00 | 1,740.91 | 75,864.65 | 1,912,243.41 | 0.00 | 6,900.00 |
| 21510Motor Vehicle Lic & Gas Tax | 3,927,402.49 | 0.00 | 565,205.77 | 645,155.99 | 3,847,452.27 | 0.00 | 6,713.83 |
| 21520Engineer - Federal | 0.00 | 0.00 | 0.00 | 0.00 | 0.00 | 0.00 | 0.00 |
| 21521SCRAP TIRE GRANT 2010 | 0.00 | 0.00 | 0.00 | 0.00 | 0.00 | 0.00 | 0.00 |
| 21522Eng-Fed Heywood Rd. | 0.00 | 0.00 | 0.00 | 0.00 | 0.00 | 0.00 | 0.00 |
| 21523Eng - Fed Flo Wake | 0.00 | 0.00 | 0.00 | 0.00 | 0.00 | 0.00 | 0.00 |
| 21524Eng. Fed - Old Railroad | 0.00 | 0.00 | 0.00 | 0.00 | 0.00 | 0.00 | 0.00 |
| 21525Eng Fed - Strub/Columb | 0.00 | 0.00 | 0.00 | 0.00 | 0.00 | 0.00 | 0.00 |
| 22010Delinq Real Estate Treasurer | 431,255.86 | 0.00 | 2,264.40 | 10,459.85 | 423,060.41 | 0.00 | 650.00 |
| 22011Delinq Real Estate Prosecutor | 17,983.58 | 0.00 | 0.00 | 11,097.59 | 6,885.99 | 0.00 | 0.00 |
| 22501Housing B-L-04-021-1 | 0.00 | 0.00 | 0.00 | 0.00 | 0.00 | 0.00 | 0.00 |
| 22502B-L-05-021-1 | 0.00 | 0.00 | 0.00 | 0.00 | 0.00 | 0.00 | 0.00 |
| 22510B-F 02-021-1 | 0.00 | 0.00 | 0.00 | 0.00 | 0.00 | 0.00 | 0.00 |
| 22511Formula - B-F-15-1AU-1 | 0.36 | 0.00 | 0.00 | 0.00 | 0.36 | 0.00 | 0.00 |
| 22512Formula B-F-04-021-1 | 0.00 | 0.00 | 0.00 | 0.00 | 0.00 | 0.00 | 0.00 |
| 22513B-F-05-021-1 | 0.00 | 0.00 | 0.00 | 0.00 | 0.00 | 0.00 | 0.00 |
| 22514Target of Opportunity Grant | 0.00 | 0.00 | 0.00 | 0.00 | 0.00 | 0.00 | 0.00 |
| 22515Formula B-F-20-1AU-1 | 0.00 | -11,253.76 | 106.36 | 9,892.43 | 0.00 | -21,039.83 | 8,364.61 |
| 22516Formula Grant BF 16-1AU-1 | 0.00 | 0.00 | 0.00 | 0.00 | 0.00 | 0.00 | 0.00 |
| 225172017 Formula BF18-1AU-1 | 0.00 | 0.00 | 0.00 | 0.00 | 0.00 | 0.00 | 0.00 |
| 225182009 Formula CDBG | 0.00 | 0.00 | 0.00 | 0.00 | 0.00 | 0.00 | 0.00 |
| 22519CDBG 2010 Grant | 0.00 | 0.00 | 0.00 | 0.00 | 0.00 | 0.00 | 0.00 |
| 22520CDBG | 0.00 | 0.00 | 0.00 | 0.00 | 0.00 | 0.00 | 0.00 |
| 22521FORMULA B-F-11-021-1 | 0.00 | 0.00 | 0.00 | 0.00 | 0.00 | 0.00 | 0.00 |
| 22522NEIGHBORHOOD REV B-NR-11-1AL | 0.00 | 0.00 | 0.00 | 0.00 | 0.00 | 0.00 | 0.00 |
| 22523NEIGHBORHOOD INITIATIVE PRGM | 0.00 | 0.00 | 0.00 | 0.00 | 0.00 | 0.00 | 0.00 |
| 22531CHIP GRANT 2013 | 0.00 | 0.00 | 0.00 | 0.00 | 0.00 | 0.00 | 0.00 |
| 225322019 CHIP Grant | 0.00 | -16,573.79 | 0.00 | 17,453.00 | 0.00 | -34,026.79 | 16,053.00 |
| 22533CHIP 2017 | 0.00 | 0.00 | 0.00 | 0.00 | 0.00 | 0.00 | 0.00 |
| 22534CHIP B-C-04-021-2 | 0.00 | 0.00 | 0.00 | 0.00 | 0.00 | 0.00 | 0.00 |
| 22535CHIP B-C-06-021-1 | 0.00 | 0.00 | 0.00 | 0.00 | 0.00 | 0.00 | 0.00 |
| 22536CHIP B-C-06-021-2 | 0.00 | 0.00 | 0.00 | 0.00 | 0.00 | 0.00 | 0.00 |
| 22537CHIP FY 2010 | 0.00 | 0.00 | 0.00 | 0.00 | 0.00 | 0.00 | 0.00 |
| 22540Development Rotary | 227,551.59 | 0.00 | 1,647.34 | 0.00 | 229,198.93 | 0.00 | 0.00 |
| 22590COMMRS ECONOMIC DEV | 0.00 | 0.00 | 0.00 | 0.00 | 0.00 | 0.00 | 0.00 |
| 22601LEAD REMOVAL GRANT | 0.00 | 0.00 | 0.00 | 0.00 | 0.00 | 0.00 | 0.00 |
| 226022016 LEAD REMOVAL GRANT | 0.00 | -1,532.44 | 0.00 | 0.00 | 0.00 | -1,532.44 | 0.00 |
| 22605Neighbor Stabilization | 0.00 | 0.00 | 0.00 | 0.00 | 0.00 | 0.00 | 0.00 |
| 22631ODH/OEPA Sewage | 0.00 | 0.00 | 0.00 | 0.00 | 0.00 | 0.00 | 0.00 |
| 22632ODH/OEPA Sewage 2014 | 0.00 | 0.00 | 0.00 | 0.00 | 0.00 | 0.00 | 0.00 |
| 22710Community Rotary | 4,650.32 | 0.00 | 0.00 | 0.00 | 4,650.32 | 0.00 | 0.00 |
| 22720Abatements | 31,596.60 | 0.00 | 0.00 | 0.00 | 31,596.60 | 0.00 | 0.00 |
| 22730Housing Revolving Loan | 88,817.28 | 0.00 | 109.47 | 8,000.00 | 80,926.75 | 0.00 | 0.00 |
| 228002203.201 (A) Computers | 8,562.23 | 0.00 | 275.50 | 0.00 | 8,837.73 | 0.00 | 0.00 |

Monthly Financial Report

For Month ending November 30,2021

| <u>Fund</u> | <u>Balance</u> <u>11/01/2021</u> | <u>Overdrafts</u> <u>11/01/2021</u> | <u>Receipts for</u> <u>November</u> | <u>Disbursements</u> <u>November</u> | <u>Balance</u> <u>11/30/2021</u> | <u>Overdrafts</u> <u>11/30/2021</u> | <u>Warrants</u> <u>Outstanding</u> |
|-------------------------------------|-------------------------------------|--|--|---|-------------------------------------|--|---------------------------------------|
| 27023Litter Cleanup - ODNR 2012 | 0.00 | 0.00 | 0.00 | 0.00 | 0.00 | 0.00 | 0.00 |
| 27025BGSU PCA/CITE | 0.00 | 0.00 | 0.00 | 0.00 | 0.00 | 0.00 | 0.00 |
| 27026USDA Grant 2006 | 0.00 | 0.00 | 0.00 | 0.00 | 0.00 | 0.00 | 0.00 |
| 27027Drop Off Container Grt | 0.00 | 0.00 | 0.00 | 0.00 | 0.00 | 0.00 | 0.00 |
| 27030USDA Tire Recycling | 0.00 | 0.00 | 0.00 | 0.00 | 0.00 | 0.00 | 0.00 |
| 27060Tire Recycling Special | 5,915.49 | 0.00 | 272.00 | 0.00 | 6,187.49 | 0.00 | 0.00 |
| 27070ODNR Tire Grant | 0.00 | 0.00 | 0.00 | 0.00 | 0.00 | 0.00 | 0.00 |
| 27090Litter Control | 0.00 | 0.00 | 0.00 | 0.00 | 0.00 | 0.00 | 0.00 |
| 27091ODNR School Recycling | 0.00 | 0.00 | 0.00 | 0.00 | 0.00 | 0.00 | 0.00 |
| 27092Green Grant | 0.00 | 0.00 | 0.00 | 0.00 | 0.00 | 0.00 | 0.00 |
| 275112019 BOE Security | 0.00 | 0.00 | 0.00 | 0.00 | 0.00 | 0.00 | 0.00 |
| 275122020 HAVA Bd of Elections | 14,713.62 | 0.00 | 0.00 | 0.00 | 14,713.62 | 0.00 | 0.00 |
| 275202020 CARES Bd of Election | 0.00 | 0.00 | 0.00 | 0.00 | 0.00 | 0.00 | 0.00 |
| 27610Land Acquisition | 2,000.00 | 0.00 | 0.00 | 0.00 | 2,000.00 | 0.00 | 0.00 |
| 30511 General Obligation Bonds | 20,591.17 | 0.00 | 0.00 | 0.00 | 20,591.17 | 0.00 | 0.00 |
| 30515Quarry Lakes Bond Retirement | 0.00 | -79,653.41 | 0.00 | 0.00 | 0.00 | -79,653.41 | 0.00 |
| 30516Kalahari TIF | 0.00 | 0.00 | 0.00 | 0.00 | 0.00 | 0.00 | 0.00 |
| 30517LakeCrest TIF BRF | 142,485.35 | 0.00 | 0.00 | 75,175.00 | 67,310.35 | 0.00 | 75,175.00 |
| 30518NOMS TIF BRF | 172,442.49 | 0.00 | 0.00 | 110,485.06 | 61,957.43 | 0.00 | 110,485.06 |
| 30519MAUI SANDS TIF | 517,210.37 | 0.00 | 0.00 | 0.00 | 517,210.37 | 0.00 | 0.00 |
| 30520Kroger TIF | 138,311.20 | 0.00 | 0.00 | 76,472.30 | 61,838.90 | 0.00 | 76,472.30 |
| 31011 Special Assessment Bonds | 56,112.93 | 0.00 | 0.00 | 10,724.27 | 45,388.66 | 0.00 | 10,724.27 |
| 41015Board Elections Capital Imp | 254,756.81 | 0.00 | 0.00 | 0.00 | 254,756.81 | 0.00 | 0.00 |
| 41021Capital Improvements | 4,279,784.33 | 0.00 | 7,500.00 | 0.00 | 4,287,284.33 | 0.00 | 0.00 |
| 41031Jail Improvements '05 | 0.00 | 0.00 | 0.00 | 0.00 | 0.00 | 0.00 | 0.00 |
| 41051Technology Capital Improvement | 781,600.02 | 0.00 | 0.00 | 0.00 | 781,600.02 | 0.00 | 0.00 |
| 41055CF Capital Improvement Reserve | 16,655.02 | 0.00 | 0.00 | 0.00 | 16,655.02 | 0.00 | 0.00 |
| 41081Courthouse Construct- Capital | 0.00 | 0.00 | 0.00 | 0.00 | 0.00 | 0.00 | 0.00 |
| 42021General Drainage Improvement | 1.00 | 0.00 | 0.00 | 0.00 | 1.00 | 0.00 | 0.00 |
| 42041General Drainage Rotary | 40,318.23 | 0.00 | 0.00 | 0.00 | 40,318.23 | 0.00 | 0.00 |
| 43001Cty Rd improv Capital Reserve | 1,000,000.00 | 0.00 | 0.00 | 0.00 | 1,000,000.00 | 0.00 | 0.00 |
| 43011 Road & Bridge Construction | 0.00 | 0.00 | 0.00 | 0.00 | 0.00 | 0.00 | 0.00 |
| 43101Rte 250 Corridor Safety | 497,440.88 | 0.00 | 0.00 | 0.00 | 497,440.88 | 0.00 | 0.00 |
| 43510Motor Vehicle Capital Project | 0.00 | 0.00 | 0.00 | 0.00 | 0.00 | 0.00 | 0.00 |
| 45011Lakecrest TIF Project | 0.00 | 0.00 | 0.00 | 0.00 | 0.00 | 0.00 | 0.00 |
| 45021TIF - Quarry Lakes | 0.00 | 0.00 | 0.00 | 0.00 | 0.00 | 0.00 | 0.00 |
| 45031Maui Sand TIF Pub Imp | 0.00 | 0.00 | 0.00 | 0.00 | 0.00 | 0.00 | 0.00 |
| 45041TIF - Kalahari | 0.00 | 0.00 | 0.00 | 0.00 | 0.00 | 0.00 | 0.00 |
| 45051NOMS TIF PROJECT | 0.00 | 0.00 | 0.00 | 0.00 | 0.00 | 0.00 | 0.00 |
| 45061KROGER TIF PROJECT | 250.00 | 0.00 | 0.00 | 0.00 | 250.00 | 0.00 | 0.00 |
| 46101BAYVIEW SEWER CONSTRUCTION | 0.00 | 0.00 | 0.00 | 0.00 | 0.00 | 0.00 | 0.00 |
| 46102Sewer from Mitiwanqa to Basin | 0.00 | 0.00 | 0.00 | 0.00 | 0.00 | 0.00 | 0.00 |
| 46103Sludge Dewatering Improvements | 0.00 | 0.00 | 0.00 | 0.00 | 0.00 | 0.00 | 0.00 |
| 46201Relocate Harris Rd Water Tower | 0.00 | 0.00 | 0.00 | 0.00 | 0.00 | 0.00 | 0.00 |
| 50000DOES Admin | 0.00 | -161,349.06 | 161,349.06 | 87,476.15 | 0.00 | -87,476.15 | 15,429.15 |

Monthly Financial Report

For Month ending November 30,2021

| Fund | <u>Balance</u> <u>11/01/2021</u> | <u>Overdrafts</u> <u>11/01/2021</u> | <u>Receipts for</u> <u>November</u> | <u>Disbursements</u> <u>November</u> | <u>Balance</u> <u>11/30/2021</u> | <u>Overdrafts</u> <u>11/30/2021</u> | <u>Warrants</u> <u>Outstanding</u> |
|-------------------------------------|-------------------------------------|--|--|---|-------------------------------------|--|---------------------------------------|
| 717941st 1/2 MFD Homes 2010 | 0.00 | 0.00 | 0.00 | 0.00 | 0.00 | 0.00 | 0.00 |
| 717952nd 1/2 MFD Homes 2010 | 0.00 | 0.00 | 0.00 | 0.00 | 0.00 | 0.00 | 0.00 |
| 71796Manf Homes 1st 1/2 2019 | 0.00 | 0.00 | 0.00 | 0.00 | 0.00 | 0.00 | 0.00 |
| 71797MFD Homes 2nd 1/2 2019 | 0.00 | 0.00 | 0.00 | 0.00 | 0.00 | 0.00 | 0.00 |
| 71798MFD Homes 1st 1/2 2012 | 0.00 | 0.00 | 0.00 | 0.00 | 0.00 | 0.00 | 0.00 |
| 71811 Local Government Income tax | 0.00 | -102,519.16 | 415,755.64 | 313,236.48 | 0.00 | 0.00 | 0.00 |
| 71821Cty Coronavirus relief distrib | 0.00 | 0.00 | 0.00 | 0.00 | 0.00 | 0.00 | 0.00 |
| 71831Library/Local Gov Support | 0.00 | 0.00 | 259,163.62 | 259,163.62 | 0.00 | 0.00 | 0.00 |
| 71911 Fines Distribution | 0.00 | 0.00 | 47,162.05 | 47,162.05 | 0.00 | 0.00 | 0.00 |
| 71920Lodging Excise Tax | 3,559,153.89 | 0.00 | 70,716.41 | 3,559,271.64 | 70,598.66 | 0.00 | 0.00 |
| 71950Ohio Elections Comm. | 650.00 | 0.00 | 0.00 | 0.00 | 650.00 | 0.00 | 0.00 |
| 72011 Care Facility Agency | 2,932.00 | 0.00 | 4,392.87 | 4,797.41 | 2,527.46 | 0.00 | 0.00 |
| 72310GIS Board | 104,711.71 | 0.00 | 0.00 | 2,651.50 | 102,060.21 | 0.00 | 0.00 |
| 72311 not used- available | 0.00 | 0.00 | 0.00 | 0.00 | 0.00 | 0.00 | 0.00 |
| 72312not used- available | 0.00 | 0.00 | 0.00 | 0.00 | 0.00 | 0.00 | 0.00 |
| 72510District Health General | 8,529,946.40 | 0.00 | 1,222,060.14 | 1,426,213.67 | 8,325,792.87 | 0.00 | 67,296.83 |
| 72520Health - WIC Nutrition | 0.00 | 0.00 | 0.00 | 0.00 | 0.00 | 0.00 | 0.00 |
| 72521Health - WIC Clinic | 0.00 | 0.00 | 0.00 | 0.00 | 0.00 | 0.00 | 0.00 |
| 72522Health - WIC Brstfd | 0.00 | 0.00 | 0.00 | 0.00 | 0.00 | 0.00 | 0.00 |
| 72531Health - Other Federal | 0.00 | 0.00 | 0.00 | 0.00 | 0.00 | 0.00 | 0.00 |
| 72540Health- Detox Center | 0.00 | 0.00 | 0.00 | 0.00 | 0.00 | 0.00 | 0.00 |
| 72555Health Dist /Envir. Health | 0.00 | 0.00 | 0.00 | 0.00 | 0.00 | 0.00 | 0.00 |
| 72560Health - Water Systems | 0.00 | 0.00 | 0.00 | 0.00 | 0.00 | 0.00 | 0.00 |
| 72565Health - Food Service | 0.00 | 0.00 | 0.00 | 0.00 | 0.00 | 0.00 | 0.00 |
| 72570Health - Marina | 0.00 | 0.00 | 0.00 | 0.00 | 0.00 | 0.00 | 0.00 |
| 72580Health - Camps | 0.00 | 0.00 | 0.00 | 0.00 | 0.00 | 0.00 | 0.00 |
| 72589Health - Tattoo Parlors | 0.00 | 0.00 | 0.00 | 0.00 | 0.00 | 0.00 | 0.00 |
| 72590Health - Pools | 0.00 | 0.00 | 0.00 | 0.00 | 0.00 | 0.00 | 0.00 |
| 72610County 211 Health Dist | 4,619.76 | 0.00 | 0.00 | 0.00 | 4,619.76 | 0.00 | 0.00 |
| 72710Behaviorial Health | 0.00 | 0.00 | 0.00 | 0.00 | 0.00 | 0.00 | 0.00 |
| 73011MetroParks General | 0.00 | 0.00 | 0.00 | 0.00 | 0.00 | 0.00 | 0.00 |
| 73021MetroParks Replacement | 0.00 | 0.00 | 0.00 | 0.00 | 0.00 | 0.00 | 0.00 |
| 73022Metro Parks - OPWC | 0.00 | 0.00 | 0.00 | 0.00 | 0.00 | 0.00 | 0.00 |
| 73023MetroParks - Grant | 0.00 | 0.00 | 0.00 | 0.00 | 0.00 | 0.00 | 0.00 |
| 73031MetroParks Bond Retirement | 0.00 | 0.00 | 0.00 | 0.00 | 0.00 | 0.00 | 0.00 |
| 73041MetroParks Donations | 0.00 | 0.00 | 0.00 | 0.00 | 0.00 | 0.00 | 0.00 |
| 73051Sheriff Confiscated Funds | 7,553.00 | 0.00 | 0.00 | 0.00 | 7,553.00 | 0.00 | 0.00 |
| 73511 Erie Regional Planning | 41,982.55 | 0.00 | 14,657.80 | 12,055.20 | 44,585.15 | 0.00 | 0.00 |
| 73520ERPC | 15,452.24 | 0.00 | 50.00 | 0.00 | 15,502.24 | 0.00 | 0.00 |
| 73521Metro Planning Org | 0.00 | -11,563.76 | 4,816.10 | 25,098.33 | 0.00 | -31,845.99 | 0.00 |
| 73731Soil & Water Conservation | 88,217.14 | 0.00 | 0.00 | 32,369.62 | 55,847.52 | 0.00 | 152.49 |
| 73950Help Me Grow- FCFC | 8,428.56 | 0.00 | 36,506.80 | 17,703.56 | 27,231.80 | 0.00 | 17,703.56 |
| 73951General Ops - FCFC | 195,116.62 | 0.00 | 50,622.37 | 28,176.42 | 217,562.57 | 0.00 | 0.00 |
| 73952FCFC Pooled funds | 26,154.25 | 0.00 | 20,000.00 | 0.00 | 46,154.25 | 0.00 | 0.00 |
| 73953Engage Grant FCFC/Family Cr | 11,522.16 | 0.00 | 0.00 | 0.00 | 11,522.16 | 0.00 | 0.00 |

December 1, 2021
9:49AM

Erie County Auditor

Report: Ohfinrpt.rpt
11 of 14

Monthly Financial Report

For Month ending November 30, 2021

| Fund | <u>Balance</u> <u>11/01/2021</u> | <u>Overdrafts</u> <u>11/01/2021</u> | <u>Receipts for</u> <u>November</u> | <u>Disbursements</u> <u>November</u> | <u>Balance</u> <u>11/30/2021</u> | <u>Overdrafts</u> <u>11/30/2021</u> | <u>Warrants</u> <u>Outstanding</u> |
|-------------------------------------|-------------------------------------|--|--|---|-------------------------------------|--|---------------------------------------|
| 73954Medicaid MSY funding | 109,580.88 | 0.00 | 16,591.36 | 36,197.00 | 89,975.24 | 0.00 | 18,000.00 |
| 74601MHRB - General Operating | 3,918,150.57 | 0.00 | 0.00 | 415,944.69 | 3,502,205.88 | 0.00 | 413,789.70 |
| 74602MHRB Reserve Balance Fund | 0.00 | 0.00 | 0.00 | 0.00 | 0.00 | 0.00 | 0.00 |
| 74610K-12 Prevention Education | 87,904.00 | 0.00 | 0.00 | 0.00 | 87,904.00 | 0.00 | 0.00 |
| 74620SUD PRIMARY PREVENT BD ALLOC | 2,214.75 | 0.00 | 0.00 | 0.00 | 2,214.75 | 0.00 | 0.00 |
| 74621Alcohol/Drug grant - MHRB | 0.00 | -45,374.69 | 37,160.61 | 0.00 | 0.00 | -8,214.08 | 0.00 |
| 74622SUD COMMUNITY INVEST BD ALLC | 0.00 | 0.00 | 0.00 | 0.00 | 0.00 | 0.00 | 0.00 |
| 74623BHCJ Linkage Grant | 44,487.01 | 0.00 | 0.00 | 2,200.14 | 42,286.87 | 0.00 | 2,200.14 |
| 74624Addiction Treatment Program Gr | 28,076.19 | 0.00 | 0.00 | 0.00 | 28,076.19 | 0.00 | 0.00 |
| 74625SPECIALIZED DOCKETS PR SUBSII | 0.00 | 0.00 | 0.00 | 0.00 | 0.00 | 0.00 | 0.00 |
| 74626MENTAL HEALTH COURT PROGRAI | 0.00 | 0.00 | 0.00 | 0.00 | 0.00 | 0.00 | 0.00 |
| 74627OH CRISIS FLEX FUNDS | 115,528.62 | 0.00 | 0.00 | 0.00 | 115,528.62 | 0.00 | 0.00 |
| 74628CRISIS INFRASTRUCTURE | 0.00 | 0.00 | 0.00 | 0.00 | 0.00 | 0.00 | 0.00 |
| 74630MH COMMUNITY INVEST BD ALLOC | 0.00 | 0.00 | 0.00 | 0.00 | 0.00 | 0.00 | 0.00 |
| 74631Mental Health grant - MHRB | 54,946.77 | 0.00 | 0.00 | 37,160.61 | 17,786.16 | 0.00 | 0.00 |
| 74632TITLE XX MH COMMUNITY INVEST | 0.00 | -15,527.00 | 0.00 | 0.00 | 0.00 | -15,527.00 | 0.00 |
| 74633Opportunities for OH w/ Disabi | 125,185.35 | 0.00 | 0.00 | 125,185.35 | 0.00 | 0.00 | 0.00 |
| 74634Federal AoD MHRB | 0.00 | -23,816.20 | 0.00 | 0.00 | 0.00 | -23,816.20 | 0.00 |
| 74635Federal MH - MHRB | 0.00 | -889.09 | 0.00 | 0.00 | 0.00 | -889.09 | 0.00 |
| 74636RECOVERY HOUSING | 0.00 | 0.00 | 0.00 | 0.00 | 0.00 | 0.00 | 0.00 |
| 74637MH CRIMINAL JUSTICE BD ALLOCA | 2,319.75 | 0.00 | 0.00 | 2,319.75 | 0.00 | 0.00 | 2,319.75 |
| 74638Block Grant Multisystem youth | 0.00 | 0.00 | 0.00 | 0.00 | 0.00 | 0.00 | 0.00 |
| 74639COMMUNITY INVEST CENTRAL PH. | 0.00 | 0.00 | 0.00 | 0.00 | 0.00 | 0.00 | 0.00 |
| 74640NW Regional District | 95,465.30 | 0.00 | 0.00 | 95,465.30 | 0.00 | 0.00 | 0.00 |
| 74641AOD PREVENTION SERVICE EARM | 79,532.18 | 0.00 | 0.00 | 0.00 | 79,532.18 | 0.00 | 0.00 |
| 74643Whole Child Matters grant MHRB | 0.00 | -26,064.12 | 0.00 | 0.00 | 0.00 | -26,064.12 | 0.00 |
| 74644State Opiate Response Grant | 0.00 | -371,478.82 | 0.00 | 44,862.73 | 0.00 | -416,341.55 | 117,482.88 |
| 74645FEDERAL MH COMMUNITY INVEST | 0.00 | -0.50 | 0.00 | 0.00 | 0.00 | -0.50 | 0.00 |
| 74646FED BLK GRAN SUD PRIMARY PRE | 0.00 | 0.00 | 0.00 | 0.00 | 0.00 | 0.00 | 0.00 |
| 74647FED BLK GRANT SUD COMMUNITY | 0.00 | 0.00 | 0.00 | 0.00 | 0.00 | 0.00 | 0.00 |
| 74648SUD GAMBLING ADDICTION PREVE | 0.00 | 0.00 | 0.00 | 0.00 | 0.00 | 0.00 | 0.00 |
| 74650MHRB - Donations | 0.00 | 0.00 | 0.00 | 0.00 | 0.00 | 0.00 | 0.00 |
| 74811Family &Children First- Gen Op | 0.00 | 0.00 | 0.00 | 0.00 | 0.00 | 0.00 | 0.00 |
| 74822Help Me Grow | 0.00 | 0.00 | 0.00 | 0.00 | 0.00 | 0.00 | 0.00 |
| 74825Care A Van | 0.00 | 0.00 | 0.00 | 0.00 | 0.00 | 0.00 | 0.00 |
| 74826Shared Beginnings | 0.00 | 0.00 | 0.00 | 0.00 | 0.00 | 0.00 | 0.00 |
| 74827PFS Grant | 0.00 | 0.00 | 0.00 | 0.00 | 0.00 | 0.00 | 0.00 |
| 74828TYLER DAUGHERTY SSI Fund | 0.00 | 0.00 | 0.00 | 0.00 | 0.00 | 0.00 | 0.00 |
| 75110State of Ohio | 135.53 | 0.00 | 0.00 | 0.00 | 135.53 | 0.00 | 0.00 |
| 75111 Forfeited Monies | 0.00 | 0.00 | 0.00 | 0.00 | 0.00 | 0.00 | 0.00 |
| 75121School Land Rentals | 0.00 | 0.00 | 0.00 | 0.00 | 0.00 | 0.00 | 0.00 |
| 75131Worker's Compensation | 0.00 | 0.00 | 0.00 | 0.00 | 0.00 | 0.00 | 0.00 |
| 75141Ohio Housing Trust | 39,012.25 | 0.00 | 41,428.90 | 0.00 | 80,441.15 | 0.00 | 0.00 |
| 75151Public Defender Fees | 0.00 | 0.00 | 1,846.40 | 1,846.40 | 0.00 | 0.00 | 369.28 |
| 76000Berlin Township | 44.11 | 0.00 | 61.56 | 0.00 | 105.67 | 0.00 | 0.00 |

December 1,2021
9:49AM

Erie County Auditor

Report: Ohfinrpt.rpt
13 of 14

Monthly Financial Report

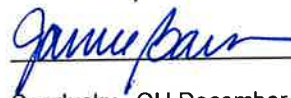
For Month ending November 30,2021

| <u>Fund</u> | <u>Balance</u> <u>11/01/2021</u> | <u>Overdrafts</u> <u>11/01/2021</u> | <u>Receipts for</u> <u>November</u> | <u>Disbursements</u> <u>November</u> | <u>Balance</u> <u>11/30/2021</u> | <u>Overdrafts</u> <u>11/30/2021</u> | <u>Warrants</u> <u>Outstanding</u> |
|--------------------------------|-------------------------------------|--|--|---|-------------------------------------|--|---------------------------------------|
| 77075Union Dues | 0.00 | 0.00 | 0.00 | 0.00 | 0.00 | 0.00 | 0.00 |
| 77080United Way | 0.00 | 0.00 | 0.00 | 0.00 | 0.00 | 0.00 | 0.00 |
| 77120FSA Fund | 0.00 | -5,338.32 | 10,678.04 | 6,260.78 | 0.00 | -921.06 | 0.00 |
| 77130County HSA Fund | 0.00 | 0.00 | 29,036.02 | 29,036.02 | 0.00 | 0.00 | 0.00 |
| 77140DD HSA Fund | 0.00 | 0.00 | 121,533.00 | 120,533.00 | 1,000.00 | 0.00 | 0.00 |
| 78000Recorder's Escrow Fund | 17,323.75 | 0.00 | 1,795.50 | 2,537.60 | 16,581.65 | 0.00 | 0.00 |
| 78100ARSON OFFENDER REGISTRY | 0.00 | 0.00 | 0.00 | 0.00 | 0.00 | 0.00 | 0.00 |
| 79999Depreciation | 0.00 | 0.00 | 0.00 | 0.00 | 0.00 | 0.00 | 0.00 |
| 90010Treasurer Investments | 0.00 | 0.00 | 0.00 | 0.00 | 0.00 | 0.00 | 0.00 |
| 90020Treasurer Interest Earned | 164,878.73 | 0.00 | 94,291.97 | 184,123.51 | 75,047.19 | 0.00 | 0.00 |

Monthly Financial Report

For Month ending November 30,2021


| Fund | <u>Balance</u> <u>11/01/2021</u> | <u>Overdrafts</u> <u>11/01/2021</u> | <u>Receipts for</u> <u>November</u> | <u>Disbursements</u> <u>November</u> | <u>Balance</u> <u>11/30/2021</u> | <u>Overdrafts</u> <u>11/30/2021</u> | <u>Warrants</u> <u>Outstanding</u> |
|------------------------|-------------------------------------|--|--|---|-------------------------------------|--|---------------------------------------|
| Total | 131,592,862.61 | -1,066,679.36 | 18,298,843.24 | 23,921,295.92 | 125,876,623.30 | -972,892.73 | 3,547,148.35 |
| Balance Less Overdraft | 130,526,183.25 | | | | 124,903,730.57 | | |
| Outstanding Warrants | 3,316,274.97 | | | | 3,547,148.35 | | |
| Total | 133,842,458.22 | | | | 128,450,878.92 | | |
| County Treasury | 67,858.34 | | | | 212,129.79 | | |
| County Depository | 133,774,599.88 | | | | 128,238,749.13 | | |
| Total | 133,842,458.22 | | | | 128,450,878.92 | | |




Office, Erie County Auditor

Sandusky, OH December 1,2021

It is hereby certified, that the foregoing is a true and accurate statement of the Finances of Erie County Auditor of the month of November 30,2021 showing the balance on hand in each Fund and account at the beginning of the month, the amount received to each, the amount disbursed from each, the balance remaining to the credit of each, and the balance of money in the Treasury and Depository.



Auditor



Treasurer

NOVEMBER 2021

TREASURER DATA:

| | |
|-------------------------------------|-----------------------|
| TOTAL OF ALL ACCOUNTS PER TREASURER | 128,238,749.13 |
| TOTAL TREASURER OFFICE CASH | <u>212,129.79</u> |
| TOTAL CASH PER TREASURER | <u>128,450,878.92</u> |

AUDITOR DATA:

| | |
|----------------------------|-----------------------|
| BALANCE PER HARRIS | 125,876,623.30 |
| TOTAL OUTSTANDING WARRANTS | 3,547,148.35 |
| OVERDRAFTS | <u>-972,892.73</u> |
| TOTAL CASH PER AUDITOR | <u>128,450,878.92</u> |

DIFFERENCE (AUD-TRS)

| | |
|--|-------------|
| | <u>0.00</u> |
|--|-------------|